

# The Elements of Design

## Space & Depth



---

Introduction to Floral Design  
Ms. Crivello



# Space

- What is Space?
  - Space is the element of art that refers to the emptiness, or area between, or within objects.
  - Positive space is the shapes or forms in a 2 or 3 dimensional piece of art.
  - Negative space is the empty spaces between the shapes or forms.
    - Large negative spaces around positive spaces may express loneliness or freedom.
    - Positive spaces crowded together may express tension or togetherness.

# Activity

- Select a group of objects to draw (at least 3 items). Make an arrangement with a variety of negative spaces between the shapes.
- Draw the arrangement with lightly colored pencil. Then, color the negative spaces with crayons, or fill the spaces with parallel lines.
- Leave the positive spaces empty. What shape did the negative space take?









# Depth

- **What is Depth?**

- Depth is created by the perspective of a graphic system on a 2 or 3 dimensional surface.

- There are various methods used to create depth.

- Overlapping

- Size

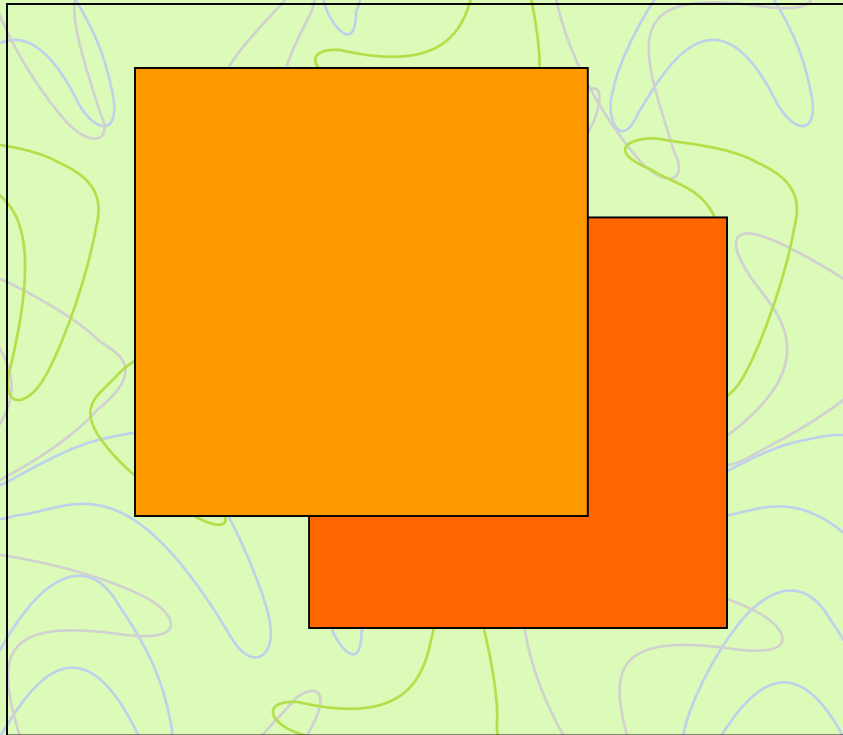
- Placement

- Detail

- Color



# Overlapping

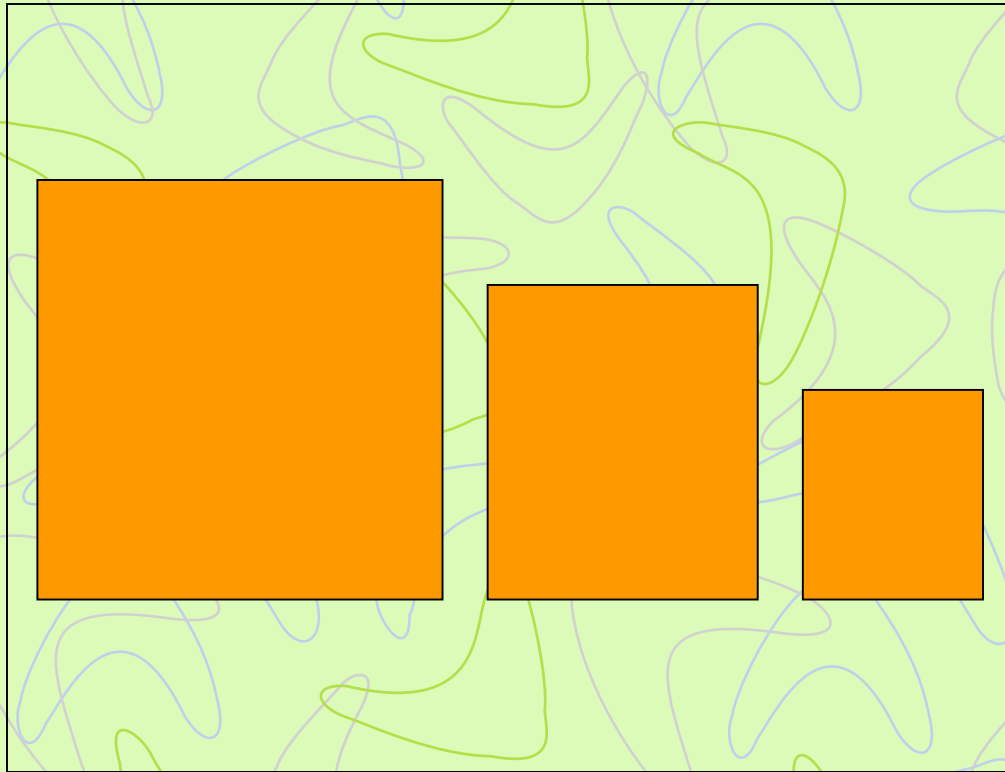


- One object covers part of a second object and the first seems to be closer to the viewer.





Size

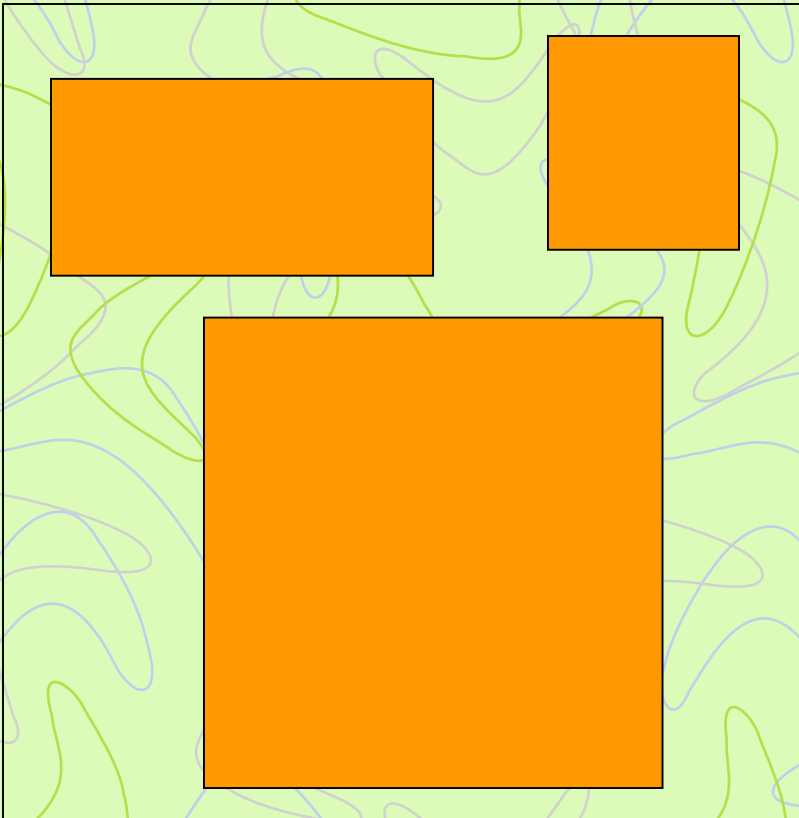


- Large objects appear to be closer to the viewer than the small objects.



# Placement


- Objects placed low in the design seem to be closer to the viewer than objects placed near eye level.







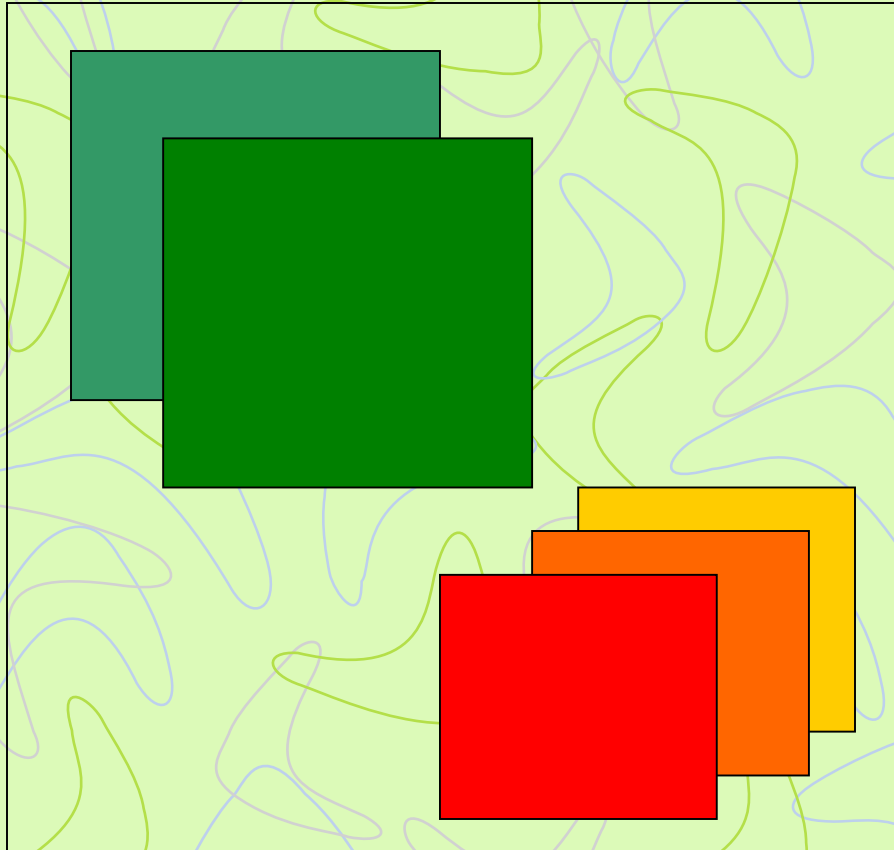
# Detail



- Shows objects with clear, sharp edges and visible details to be closer to the viewer and objects with hazy outlines and lack of detail appear to be farther from the viewer.



# Color



- Brightly colored objects appear closer to the viewer, while objects with dull, light colors seem to be farther away.