

SAE PLANNING GUIDE

**Step 1: Choose SAE Plan in your Project/Experience Manager:
SEE PROJECT PLAN GUIDE**

Step 2: Complete the sections of the SAE Plan: Answer the following questions to help develop your plan!

Description	Time Investment	Financial Investment	Learning Objectives (Skills)
-------------	-----------------	----------------------	------------------------------

- **Description - a general project summary. ALL PROJECTS**

What is your SAE Project? How did you get your SAE Project Started? Where will your SAE Project take place? What are your responsibilities within your project?

Placement Example: My SAE Project of working for Creekside Veterinary Clinic started with an interest in becoming a Veterinarian. I will be volunteering at the Clinic for my SAE Project. The clinic is located in Templeton California, under the direction of Dr. Minor I will be cleaning cages and assigning procedures.

Entrepreneurship (Livestock) Example: My Market Lamb SAE Project will be sold at the California Mid State Fair. I started my lamb project since I have an interest in majoring in Agriculture Business. My lamb will be housed at the Templeton School Farm. In return for a place to house my lamb I will be responsible for the feeding, cleaning, and walking of my animal as well as maintaining the facilities.

Entrepreneurship (Auction) Example: My SAE Project is building a picnic table and chairs for the Templeton Project Auction in April. I choose to do a Table and Chairs after getting inspiration through past projects. I will be building part of my table at the school during after school open shop times. Any metal purchases will be reimbursed to the support club after the sale of my project. I will be responsible for cleaning my area.

Description	Time Investment	Financial Investment	Learning Objectives (Skills)
-------------	-----------------	----------------------	------------------------------

- **Time – Provide a plan for time that you will likely spend. ALL PROJECTS**

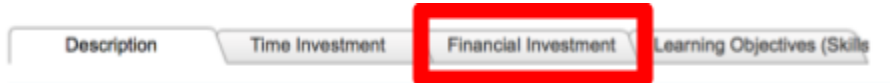
How much time will you spend per week on this project/job/internship/volunteer basis? Is there a key ending date or date(s) that may affect your project outcome?

Placement Example: I will start volunteering at creekside veterinary hospital on Wednesday after school starting at 2pm. I plan to spend at least 2 hours every week volunteering. I plan to volunteer during this summer. I will not be able to volunteer during the holidays.

SAE PLANNING GUIDE

Entrepreneurship (Livestock) Example: I will spend 10 hours a week working with my Market Lamb for the California Mid-State Fair. My Weekly tasks include feeding, watering, cleaning the stall, and exercising my lamb. I will attend any weight days or showmanship practices scheduled by my Advisor Mrs. Bognuda.

Entrepreneurship (Auction) Example: I plan to spend 50 hours working on my table and chairs. The welding of the frame should take me 40 hours, while painting and wood placement should take approximately 10 hours. I will sell my project in April at the auction.



- Financial – Provide a summary of funds needed to operate your SAE.
ENTREPRENEURSHIP ONLY.***NOT FOR PLACEMENT**

What are the planned project expenses for your SAE (What will you need to spend money on, or invest in)? Where will those funds come from? If borrowing, when will you return those funds? Do you have any equipment that is being used in your SAE? How did you acquire those items; are they borrowed, purchased or leased?

Entrepreneurship (Livestock) Example: My finances for my SAe will come from a loan through Ag Credit West. I will return those funds within 30 days of receiving my check per my loan agreement. I plan on borrowing the chapter sheep stand and blower at the farm in order to prep my lamb at the fair. I will need to use funds from my loan to also purchase a halter, blanket, and tube for my lamb.

Entrepreneurship (Auction) Example: For my table and chairs project the Templeton Support Club will cover the cost of metal and that amount will be paid back at the end of the project. I will be paying for my own wood and paint to finish the project from my checking account. I plan on using the MIG welders at the school and the painting booth.

SAE PLANNING GUIDE

Description
Time Investment
Financial Investment
Learning Objectives (Skills)

Description
Time Investment
Financial Investment
Learning Objectives (Skills)

Project Learning Outcomes – Choose "Add/Explore Skill Areas" to identify **major** learning experiences you feel you may gain from your project. A minimum of **three** skills are required for a complete plan (green check mark).



Add/Explore all learning areas (Career ready, detailed areas like power systems or other) and come back to your plan and in your own words describe likely activities that will be part of your project. These are planned learning experiences, so a general idea for each skill will do for this step.

[+ Add/Explore Skill Areas](#)

- USE ADD/EXPLORE SKILL AREAS Button to add three skills.
- SKILLS NEED TO COME FROM YOUR SECTOR: for example animal projects should choose from Animal Systems.

EXAMPLE: MARKET LAMB SKILLS AND PLANNED ACTIVITIES.

[+ Add/Explore Skill Areas](#)

Skill 	Planned Activities  maximum 500 characters - 320 remaining
AS.02.01 Demonstrate management techniques that ensure animal welfare. 	I plan to use safe equipment to shear, work, and care for my lamb. This means making sure my pen has no broken gates, clean shavings, access to clean water, and walking my lamb.
AS.02.02 Analyze procedures to ensure that animal products are safe for consumption (e.g., use in food system, etc.). 	I will worm according to the withdrawal dates on the medication, and adhere to any withdrawal dates if any antibiotics are needed.
AS.03.01 Analyze the nutritional needs of animals. 	Understand and develop plans to improve the build of my lamb via feeding. I will weigh my feed and lamb to monitor growth and develop a ration to meet my end goals for market show.